

Test Report

Number: SZHH02152512

Applicant: SLAPPYS SOURCING SERVICES LIMITED
3/F, NO.41, HUANHU BEI ROAD, SHATIAN TOWN,
DONGGUAN CITY, GUANDONG

Date: Apr 16, 2026

Attn: Kendy Yu

Sample Description:

The submitted sample said to be :

Item Name : **(1) RNATL99 Bio Degradable EVA Shoes**



Figure 1: RNATL99 Bio Degradable EVA SHOES

Tests conducted:

As requested by the applicant, refer to attached page(s) for details.

Authorized by:



Tim Lee
Technical Manager
For Intertek China



Tests Conducted

1 PROJECT DESCRIPTION

RNATL99 Bio Degradable EVA SHOES samples were submitted for testing under standard ASTM D5511. This test method covers the determination of the degree and rate of anaerobic biodegradation of plastic materials in high-solids anaerobic conditions. The test materials are exposed to a methanogenic inoculum derived from anaerobic digesters operating only on pretreated household waste. The anaerobic decomposition takes place under high-solids (more than 30 % total solids) and static non-mixed conditions. This test method is designed to yield a percentage of conversion of carbon in the sample to carbon in the gaseous form under conditions found in high-solids anaerobic digesters, treating municipal solid waste.

2 INOCULUM COLLECTION AND CONDITIONING

The anaerobic digested sewage sludge (Figure 2) mixed with household waste. To make the sludge adapted and stabilized during a short post-fermentation at 53°C, the sludge was pre-incubated (one week) at 53°C. This means that the concentrated inoculum was not fed but allowed to post ferment the remains of previously added organics allowing large easily biodegradable particles were degraded during this period and reduce the background level of biogas from the inoculums itself.



Figure 2: Anaerobic microbial inoculum

3 INOCULUM PROPERTIES

A sample of the anaerobic digested sewage sludge was analyzed for pH, percent dry solids, and volatile solids, as well as, the amount of CO₂ and CH₄ evolution during the testing. Table 1 lists the results of this initial testing.

(to be continued)



Tests Conducted

4 METHODOLOGY

Test Method: ASTM D5511: Standard Test Method for Determining Anaerobic Biodegradation of Plastic Materials Under High-Solids Anaerobic-Digestion Conditions.

Inoculum Medium: Remove enough inoculum (approximately 15 kg) from the post-fermentation vessel and mix carefully and consistently by hand in order to obtain a homogeneous medium. Test three replicates each of a blank (inoculum only), Positive control (Reference material) (thin-layer chromatography cellulose), negative control (optional), and the test substance being evaluated.

Manually mix 1000 g wet weight (at least 20 % dry solids) of inoculum in a small container for a period of 2 to 3 min with 15 to 100 g of volatile solids of the test substance or the controls for each replicate. For the three blanks containing inoculum only, manually mix 1000 g of the same inoculum in a small container for a period of 2 to 3 min with the same intensity as was done for the other vessels containing test substance or controls. Determine the weight of the inoculum and test substance added to each individual Erlenmeyer flask accurately. Add the mixtures to a 2-L wide-mouth Erlenmeyer flask and gently spread and compact the material evenly in the flask to a uniform density.

After placing the Erlenmeyer flask in incubator, connect it with the gas collection device. Incubate the Erlenmeyer flasks in the dark or in diffused light at 52°C (± 2°C) for thermophilic conditions, The incubation time shall be run until no net gas production is noted for at least five days from both the Positive control (Reference material) and test substance reactors. Control the pH of the water used to measure biogas production to less than two by adding HCl.

5 ANAEROBIC DIGESTER SETUP FOR THE PLASTIC BIODEGRADATION

The biodegradation testing of sample was performed in the digester as shown in the (Figure-3).

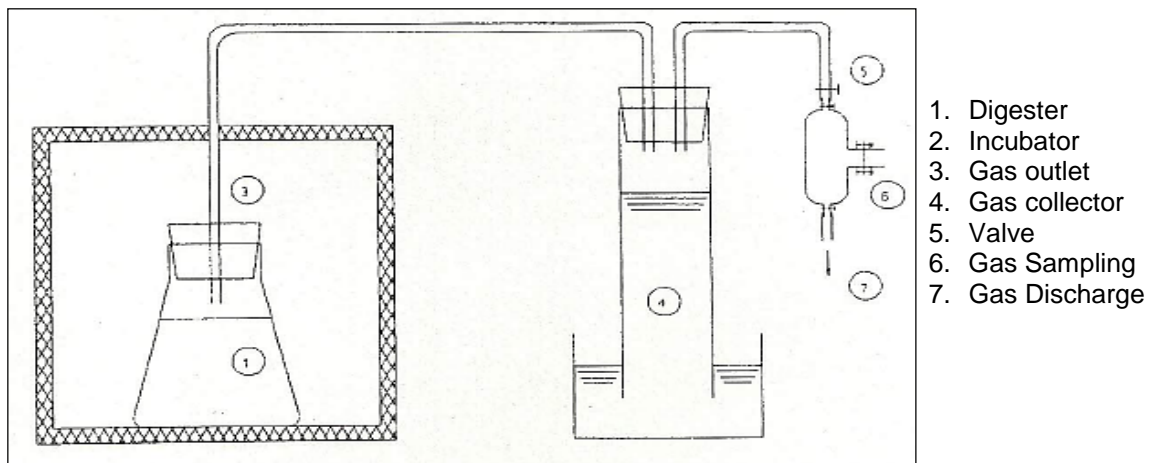


Figure-3: Digester setup

(to be continued)



Tests Conducted

6 **RESULT**

The most important biochemical characteristics of the inoculum such as pH, Volatile Fatty Acids, NH₄⁺-N— and dry solids were studied.

Table 1: Results of Initial testing of the anaerobic digested sewage sludge.

Parameters	Requirement	Actual results
pH	7.5 to 8.5	7.83
Kjeldahl nitrogen	0.5 to 2 g/kg wet weight	1.34
Dry Solids at 105 °C	>20%	35.43
Volatile Solids at 550 °C	Below 1 g/kg wet weight	0.75

The biogas volume in the gas sampling bag was measured (Table- 2). Presence of gas in the gas collector of Positive control (Reference material) indicated that the inoculum was viable and gas displacement was observed both in Positive control (Reference material) and Test Sample.

ASTM D 5511 states that for the test to be considered valid, the Positive control (Reference material) must achieve 70 % within 30 days with deviation less than 20% of the mean between the replicates.

Positive control (Reference material) showed 70.05 % on 27th day with less than 20% of the mean difference between the replicates.

The gas displacement observed after 45 days is as shown in the table below.

Table-2: Biogas volume of the evolved gas during the biodegradation process at 45 days

Biodegradation Test	Total Volume 45 days (mL)
Inoculum	2737
Positive control (Reference material)	9893
RNATL99 Bio Degradable EVA SHOES	4780

(to be continued)



Tests Conducted

Colonization of bacteria at some places were observed under the microscope (Fig-4). This shows the process of biodegradation has begun.

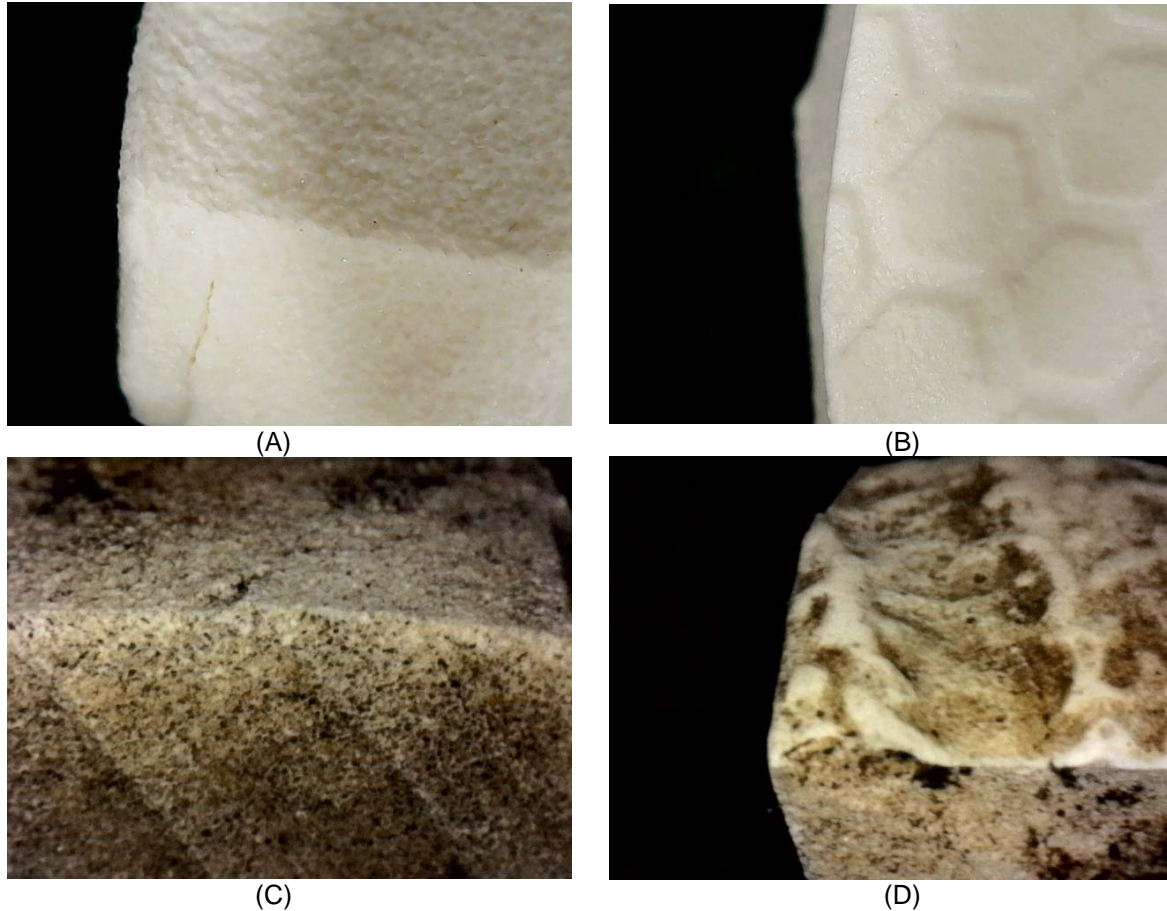


Figure 4: Microscopic image of Test samples Before and After 45 days Incubation Condition

A & B – Unexposed Test sample RNATL99 Bio Degradable EVA SHOES to anaerobic biodegradation process

C & D – Exposed Test sample RNATL99 Bio Degradable EVA SHOES to anaerobic biodegradation process

The percent biodegradation of Positive control (Reference material) and Test sample was calculated by the measured cumulative carbon dioxide and methane production from each flask after subtracting carbon dioxide evolution and methane evolution from the blank samples at the end of 45 days of testing. Calculations were based on Total Organic Carbon obtained of both Positive control (Reference material) and Test sample.

(to be continued)



Test Report

Number: SZHH02152512

Tests Conducted

Table-3: Percentage biodegradability of Test sample with reference to the Positive control (Reference material) Cellulose.

Group	Inoculum control	Positive control (Reference material)	RNATL99 Bio Degradable EVA SHOES Sample
Weight	1000 ml	10.2483 g	15.0557 g
Total volume (ml)	2737	9893	4780
% CH ₄	14.9	42.8	7.2
Volume of CH ₄ (ml)	408.36	4234.20	344.16
weight of CH ₄ (g)	0.2679	2.7776	0.2258
% CO ₂	18.2	43.1	41.7
Volume of CO ₂ (ml)	498.68	4263.88	1993.26
Weight of CO ₂ (g)	0.9874	8.4425	3.9467
Total weight of carbon in grams	0.4675	4.3627	1.2349
Theoretical weight of carbon in grams (Ci)	-	4.3115	8.8362
Biodegradation	-	0.90345	0.08685
% Biodegradation	-	90.35	8.68

Table 4: Percent weight loss of RNATL99 Bio Degradable EVA SHOES sample.

Average Initial Weight (grams)	15.4184
Average Final Weight (grams)	15.2255
Percent Weight Loss (%)	1.25

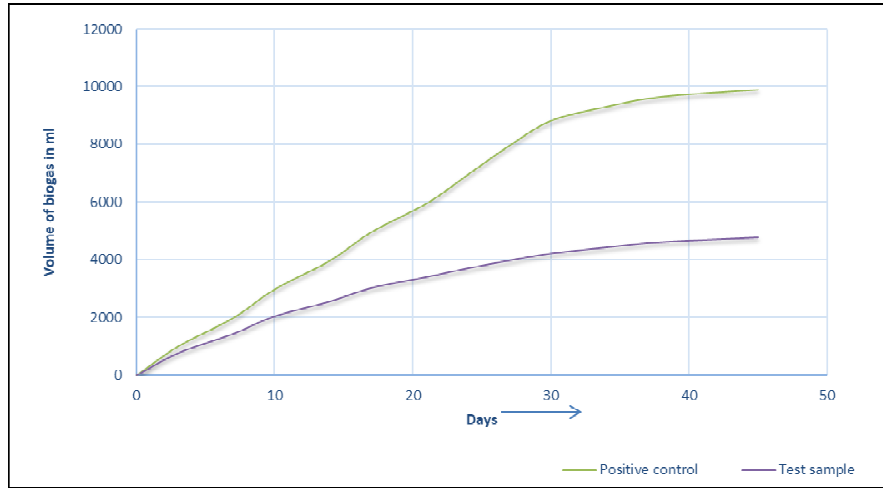
The Percent weight loss was calculated based on the initial weight and final weight of the test sample after the 45 days study.

(to be continued)



Tests Conducted

Biodegradation of the samples determined based on conversion of carbon from the test material to carbon in the gaseous phase (CH_4 and CO_2) can be observed in graph 1 and graph 2a & 2b.



Graph-1: Plot showing Net Biogas Production from Test sample (RNATL99 Bio Degradable EVA SHOES) and Positive control (Reference material- Cellulose)

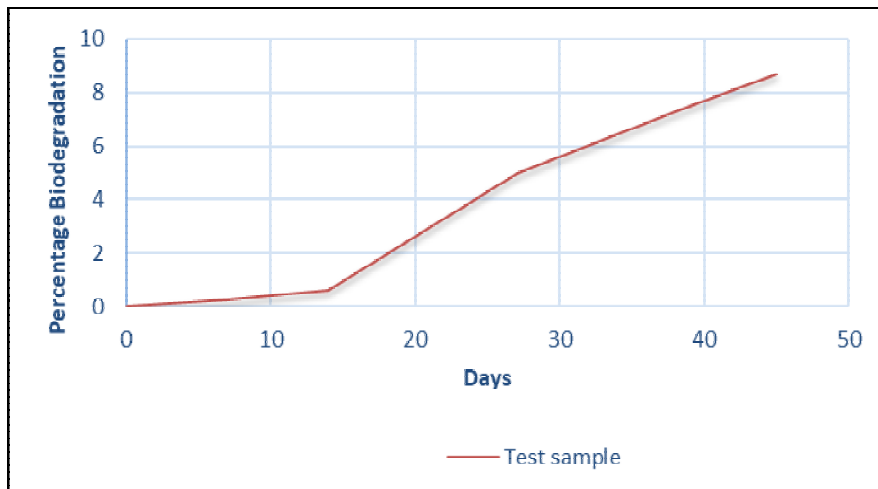


Graph-2a: The percent biodegradation of the Positive control (Reference material- Cellulose) determined based on conversion of carbon from cellulose to carbon in the gaseous phase (CH_4 and CO_2)

(to be continued)



Tests Conducted



Graph-2b: The percent biodegradation of the Test sample (RNATL99 Bio Degradable EVA SHOES Sample) determined based on conversion of carbon from the Test material to carbon in the gaseous phase (CH₄ and CO₂)

7 INTERPRETATION

Considering the cumulative gas production as observed in Table 2 & 3 and its analysis indicates that the process of biodegradation has occurred in RNATL99 Bio Degradable EVA SHOES Sample. After 45 days of incubation, the level of biodegradation for the Positive control (Reference material) was 90.35% while the RNATL99 Bio Degradable EVA SHOES sample submitted showed 8.68%.

End of report

This test was finished by Intertek India Private Limited. The statements of conformity reported have considered the decision rule agreed, namely that Intertek have taken account of measurement uncertainty as calculated by Intertek, and applied according to ILAC-G8:09/2019- (Non-binary acceptance based on guard band w = U) except designation from the customer, regulation or test specification. This decision rule only applies to the numeric test results. Full details of our agreed decision rules and the associated risk can be viewed: <https://www.intertek.com.cn/diypage/upload/SZ-AP15-HLS-QA.pdf>.

The sample(s) and sample information hereto are provided by the client who shall be solely responsible for the authenticity and integrity thereof. The results shown in this report relate only to the sample(s) received and tested. It is not intended to be a recommendation for any particular course of action. Intertek does not accept a duty of care or any other responsibility to any person other than the Client in respect of this report and only accepts liability to the Client insofar as is expressly contained in the terms and conditions governing Intertek's provision of services to you. Intertek makes no warranties or representations either express or implied with respect to this report save as provided for in those terms and conditions. We have aimed to conduct the review on a diligent and careful basis and we do not accept any liability to you for any loss arising out of or in connection with this report, in contract, tort, by statute or otherwise, except in the event of our gross negligence or wilful misconduct. This report shall not be reproduced unless with prior written approval from Intertek.

